



LUMINOUS HEATER

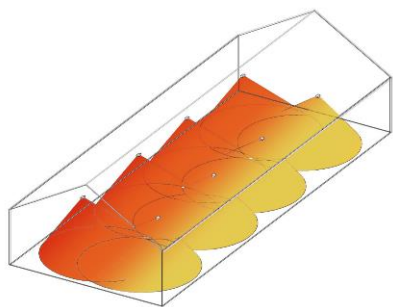
SX



- ✓ Optimum heating comfort
- ✓ Exceptional lifespan
- ✓ Double speed option
- ✓ Simplified installation (no drilling of the building envelope)
- ✓ Flame control by thermocouple



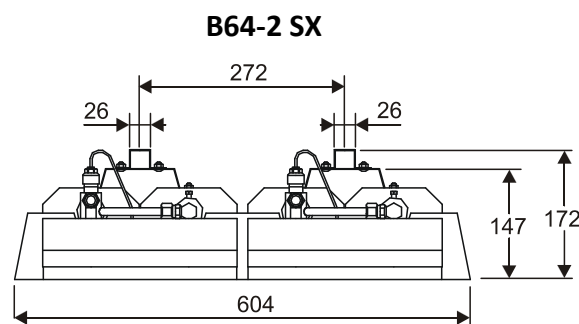
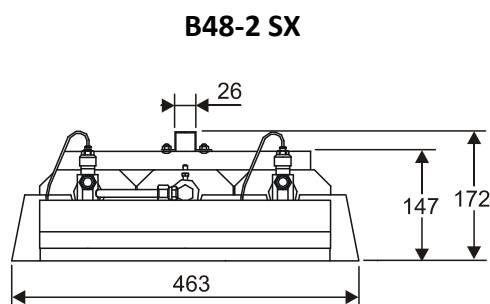
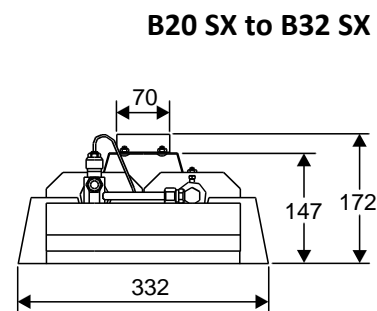
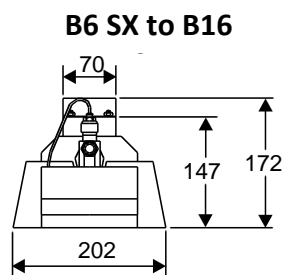
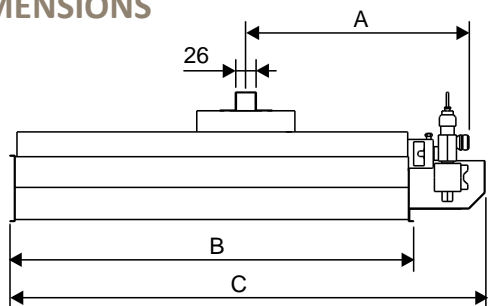
OPERATION



Infrared radiation brings **comfort** directly to the users, therefore generating significant **energy savings**.

Efficient for any building with height from 4 to 25 m.

DIMENSIONS



TECHNICAL DATA

MODEL	B6 SX	B8 SX	B10 SX	B12 SX	B16 SX	B20 SX B20-2 SX	B24 SX B24-2 SX	B32 SX B32-2 SX	B48-2 SX	B64-2 SX
Nominal power (kW)	2.8	3.7	4.2	5.7	7.5	8.4	11.3	15.0	22.5	30.0
GAS										
Number of burners	1	1	1	1	1	2	2	2	3	4
Gas consumpt. in G20-20mbar (m ³ /h)	0.27	0.35	0.40	0.54	0.72	0.81	1.08	1.43	2.15	2.86
Gas consumpt. in G25-25mbar (m ³ /h)	0.31	0.40	0.47	0.63	0.83	0.94	1.26	1.66	2.49	3.32
Gas consumpt. in G31-37mbar (kg/h)	0.20	0.26	0.30	0.40	0.53	0.60	0.80	1.06	1.59	2.11
Double speed option						✓	✓	✓	✓	✓
Gas input connection	Fitting G1/2" cylindrical (ISO 228-1)									
ELECTRICITY										
Power supply	230V (+10% - 15%) – 50Hz Neutral mandatory									
Consumption* (VA)	28	28	28	28	28	28 / 56	28 / 56	28 / 56	56	56
DIMENSIONS										
Weight (kg)	2.5	2.9	3.1	3.4	4.1	5.0	5.5	6.7	9.4	12.2
A (mm)	186	218	243	281	299	243	281	299	299	299
B (mm)	222	285	334	411	536	334	411	536	536	536
C (mm)	318	382	431	508	632	431	508	632	632	632

* Electricity consumption when the heaters are switched on (45 seconds)

Certificate number **CE** : 1312 AP 230, 1312 AP 231, 1312 AP 232 and 1312 AP 249
 NOx class : 5 (<50 mg/kWh)

